LINDEN COMANSA

LC 2100 — 21 LC 450 — 44,090 lb

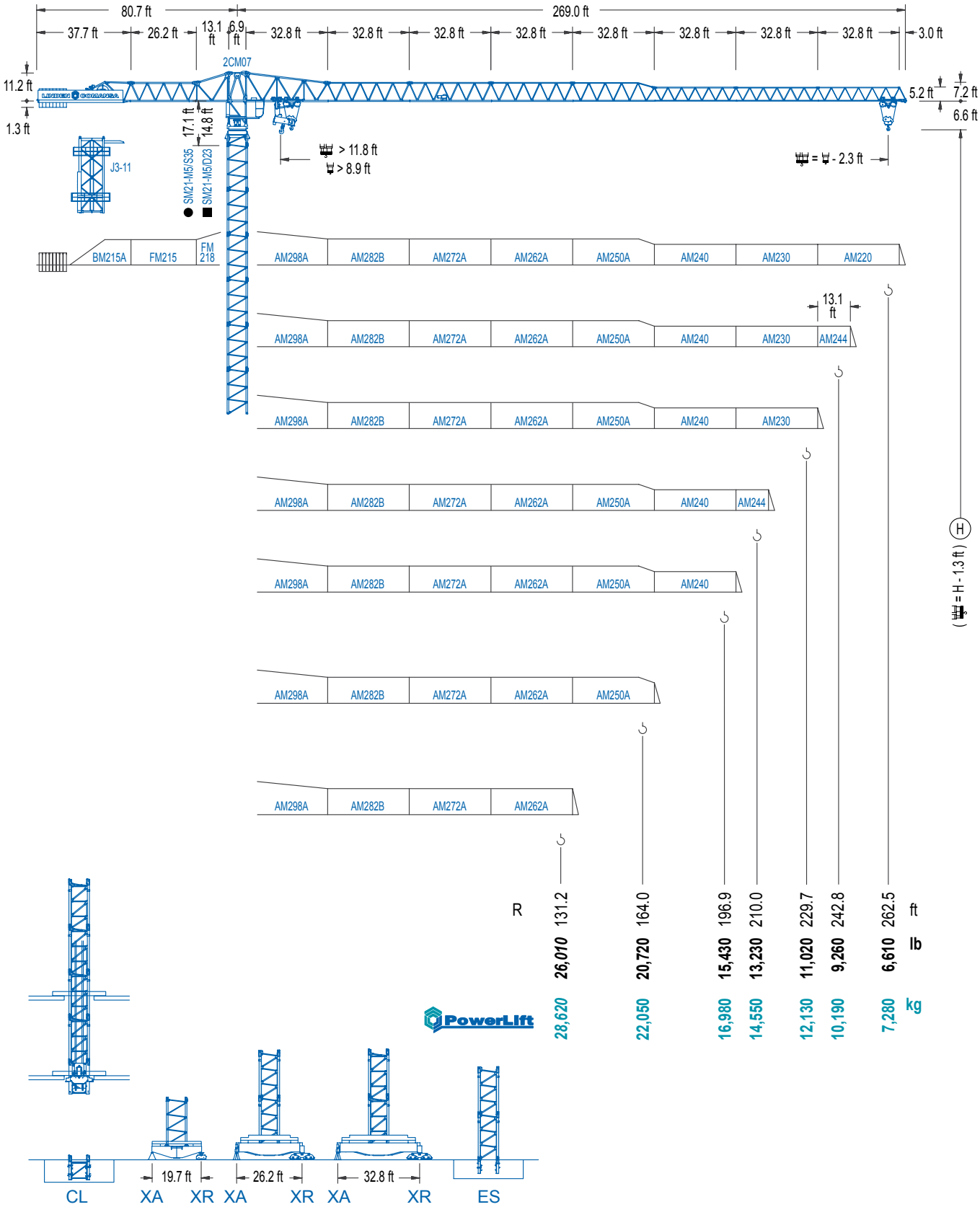

LC 2100

EN 14439 (C/25)

DIAGRAMA DE CARGAS

Load chart / Diagramme de charges / Lastdiagramm / Diagramma di carico / Диаграмма распределения нагрузки

R (ft)																			
262.5	46.9	59.1	65.6	72.2	85.3	91.5	98.4	105.0	114.8	124.7	131.2	147.6	164.0	180.4	196.9	210.0	229.7	242.8	262.5 ft
	44,090	33,930	30,030	26,870	22,050	22,050	20,330	18,920	17,130	15,630	14,770	12,940	11,490	10,300	9,300	8,640	7,760	7,280	6,610 lb
242.8		57.1	65.6	72.2	82.0	91.9	98.4	104.0	111.9	124.7	131.2	147.6	164.0	180.4	196.9	210.0	229.7	242.8 ft	
		44,090	37,590	33,710	29,100	25,530	23,550	22,050	22,050	19,580	18,500	16,250	14,440	12,990	11,770	10,930	9,880	9,260 lb	
229.7			62.3	72.2	82.0	91.9	98.4	105.0	114.2	123.0	131.2	147.6	164.0	180.4	196.9	210.0	229.7 ft		
			44,090	37,430	32,360	28,420	26,230	24,340	22,050	22,050	20,520	18,030	16,070	14,460	13,120	12,190	11,020 lb		
210.0			66.9	72.2	82.0	91.9	98.4	105.0	114.8	122.7	132.2	147.6	164.0	180.4	196.9	210.0 ft			
			44,090	40,430	34,990	30,750	28,420	26,390	23,790	22,050	22,050	19,510	17,390	15,650	14,220	13,230 lb			
196.9				71.9	82.0	91.9	98.4	105.0	114.8	124.7	131.6	142.1	164.0	180.4	196.9 ft				
				44,090	37,900	33,360	30,820	28,640	25,840	23,500	22,050	22,050	18,850	16,980	15,430 lb				
164.0				77.8	82.0	91.9	98.4	105.0	114.8	124.7	143.0	154.9	164.0 ft						
				44,090	41,560	36,600	33,840	31,460	28,420	25,860	22,050	22,050	20,720 lb						
131.2					81.0	91.9	98.4	105.0	114.8	124.7	128.9 ft								
					44,090	38,250	35,410	32,910	29,740	27,070	26,010 lb								

DIAGRAMA DE CARGAS POWERLIFT

Load chart PowerLift / Diagramme de charges PowerLift / Lastdiagramm PowerLift / Diagramma di carico PowerLift / Диаграмма распределения нагрузки PowerLift

R (ft)																			
262.5	47.2	59.1	65.6	72.2	82.0	92.2	98.8	105.0	114.8	124.7	131.2	147.6	164.0	180.4	196.9	210.0	229.7	242.8	262.5 ft
	44,090	36,990	32,760	29,340	25,290	22,050	22,050	20,610	18,670	17,040	16,090	14,130	12,540	11,270	10,190	9,460	8,530	7,980	7,280 lb
242.8		61.7	65.6	72.2	82.0	91.9	98.4	105.0	112.9	121.4	131.2	147.6	164.0	180.4	196.9	210.0	229.7	242.8 ft	
		44,090	41,120	36,910	31,900	28,000	25,860	23,990	22,050	22,050	20,240	17,770	15,830	14,240	12,920	12,020	10,850	10,190 lb	
229.7			67.6	72.2	82.0	91.9	98.4	105.0	114.8	124.0	133.5	147.6	164.0	180.4	196.9	210.0	229.7 ft		
			44,090	41,010	35,490	31,220	28,840	26,790	24,140	22,050	22,050	19,780	17,610	15,870	14,420	13,400	12,130 lb		
210.0				72.5	82.0	91.9	98.4	105.0	114.8	124.7	133.2	143.7	164.0	180.4	196.9	210.0 ft			
				44,090	38,430	33,800	31,260	29,030	26,210	23,830	22,050	22,050	19,090	17,200	15,630	14,550 lb			
196.9				78.1	82.0	91.9	98.4	105.0	114.8	124.7	143.4	154.9	164.0	180.4	196.9 ft				
				44,090	41,670	36,680	33,950	31,550	28,480	25,930	22,050	22,050	20,720	18,670	16,980 lb				
164.0					84.3	91.9	98.4	105.0	114.8	124.7	131.2	155.2	164.0 ft						
					44,090	40,040	37,040	34,460	31,150	28,370	26,760	22,050	22,050 lb						
131.2					87.9	91.9	98.4	105.0	114.8	124.7	128.9 ft								
					44,090	41,950	38,850	36,130	32,670	29,760	28,620 lb								

LC 2100

MECANISMOS

Mechanisms / Mécanismes / Antriebe / Meccanismi / Механизмы

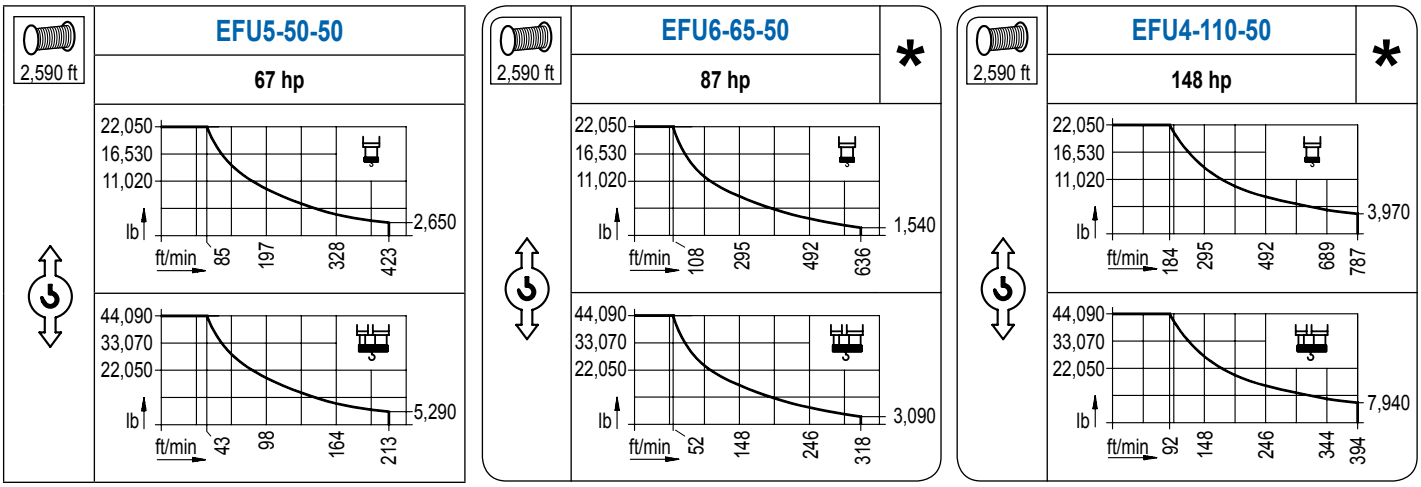

MECANISMOS
Mechanisms / Mécanismes / Antriebe / Meccanismi / Механизмы

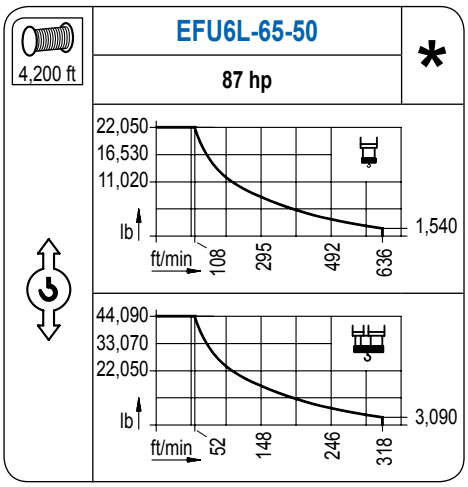

Para mecanismos de alta capacidad de cable consultar cargas. / For mechanisms with high drum capacity, request loads. / Pour des mécanismes avec une grande capacité de câble il faut consulter. / Für Hubmechanismen mit hoher Kabelkapazität, Lastdiagramm anfragen. / Gru con tamburo ad alta capacità di avvolgimento fune, consultare il diagramma di carico. / Проконсультируйтесь о нагрузках при механизмах с большей вместимостью кабля.

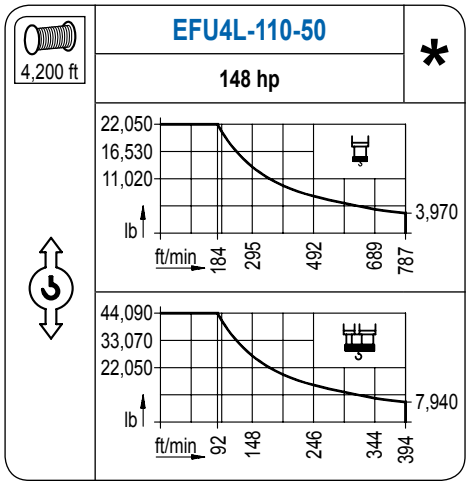

CFU-7.5
10 hp
0 ⇨ 308 ft/min

GFU-7.5
4x 10 hp
0 ⇨ 0,7 rpm

	TRA-7.5	TRA-7.5
	2x 55 ft·lb	4x 55 ft·lb
	78 ft/min	
	5XR73	7XR63 10XR83

*	TRA-7.5VC	TRA-7.5VC
	2x 55 ft·lb	4x 55 ft·lb
	78 ft/min	
	5XR73	7XR63 10XR83

POTENCIA / POWER / PUISSANCE / LEISTUNG / POTENZA / МОЩЬНОСТЬ				Tensión de alimentación / Operating voltage / Tension de service / Betriebsspannung / Tensione di alimentazione / Напряжение источника питания	Generador / Generator / Générateur / Generator / Generatore / Генератор
Elevación / Hoist / Levage / Hub / Sollevamento / Тип механизма (подъем)	Carro / Trolley / Chariot / Laufkatze / Carrelo / Грузовая тележка	Giro / Slewing / Rotation / Drehbewegung / Rotazione / Поворот	Traslación / Travel / Translation / Verfahrbewegung / Traslazione / Ход		
EFU5-50-50	CFU-7.5	(4x) GFU-7.5	(2x) TRA-7.5 (4x) TRA-7.5	480 V 3ph 60 Hz	170 kVA
EFU6-65-50					195 kVA
EFU6L-65-50					195 kVA
EFU4-110-50					260 kVA
EFU4L-110-50					260 kVA

Opcional / Optional / En option / Kaufoption / Opzionale / Опционально
*

ALTURAS BAJO GANCHO
Heights under hook / Hauteurs sous crochet / Hakenhöhen / Altezza sotto gancio / Высота под крюком

⌀ 8.2 ft

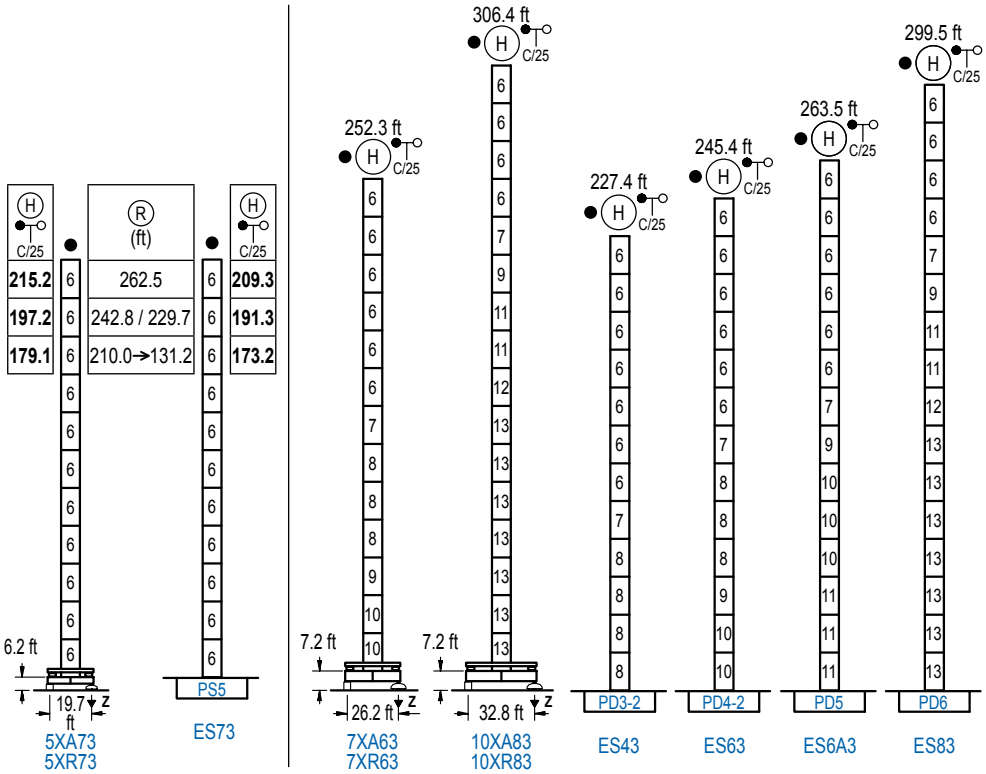

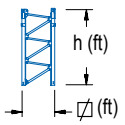

nº	Ref.	⌀	h
6	S35	8.2	18.0
7	TD33A	8.2	18.0
8	D33	8.2	18.0
9	TD34	8.2	18.0
10	D34	8.2	18.0
11	D35	8.2	18.0
12	TD36B	8.2	18.0
13	D36	8.2	18.0

Z máx.	En servicio / In operation / En service / In Betrieb / In servizio / При работе	5XR73.... 265 kip 7XR63.... 269 kip 10XR83.. 302 kip
	Fuera de servicio / Out of service / Hors service / Ausser Betrieb / Fuori servizio / В стационарном состоянии	5XR73.... 333 kip 7XR63.... 364 kip 10XR83.. 483 kip

Otras zonas de viento o alturas superiores consultar / Other wind zones or additional hook heights on request / Autres zones de vent ou des hauteurs supplémentaires sur demande / Andere Windzonen oder weitere Hakenhöhen auf Anfrage / Per zone con velocità del vento particolari o altezze superiori consultare il fabbricante / При других ветренных зонах о при бóльшой высоте проконсультируйтесь с нами

GRÚA ARRIOSTRADA
Braced crane / Grue à entretoisement / Abgespannter Kran / Gru ancorata / Наращиваемый кран

⌀ 8.2 ft

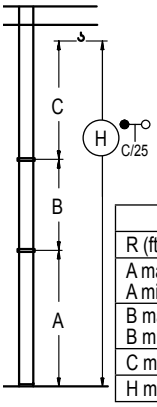

	5XA73						7XA63		10XA83	
R (ft)	262.5		242.8 / 229.7		210.0 → 131.2		262.5 → 131.2		262.5 → 131.2	
A max A min	168.6 77.4		162.4 77.4		132.5 96.5		205.7 115.5		259.8 205.7	
B max B min	-	108.3 72.2	-	108.3 72.2	-	108.3 72.2	-	108.3 72.2	-	108.3 72.2
C max	154.9	154.9	154.9	154.9	154.9	154.9	154.9	154.9	154.9	154.9
H max	323.5	431.8	305.4	413.7	287.4	395.7	360.6	468.8	414.7	523.0

	ES73						ES43		ES63		ES6A3		ES83	
R (ft)	262.5		242.8 / 229.7		210.0 → 131.2		262.5 → 131.2		262.5 → 131.2		262.5 → 131.2		262.5 → 131.2	
A max A min	162.7 90.6		144.7 90.6		126.6 90.6		180.8 90.6		198.8 108.6		216.9 126.6		253.0 198.8	
B max B min	-	108.3 72.2	-	108.3 72.2	-	108.3 72.2	-	108.3 72.2	-	108.3 72.2	-	108.3 72.2	-	108.3 72.2
C max	154.9	154.9	154.9	154.9	154.9	154.9	154.9	154.9	154.9	154.9	154.9	154.9	154.9	154.9
H max	317.6	425.9	299.5	407.8	281.5	389.8	335.6	443.9	353.7	461.9	371.7	480.0	407.8	516.1

GRÚA TREPADORA
Internal climbing crane / Grue avec cage de télescopage intérieure / Kran mit klettern im Gebäude / Gru in rampante in cavedio / Кран с самоподъемом

⌀ 6.6 ft

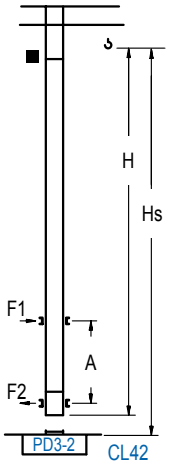

H C/25	Hs < 1,310 ft	
	A max (ft)	A min (ft)
163.7 ft 4x D23 + 4x D23A + CLD23A-1	64.3	29.5
145.7 ft 3x D23 + 4x D23A + CLD23A-1	55.1	26.2
127.6 ft 2x D23 + 4x D23A + CLD23A-1	46.3	23.0

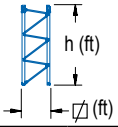

nº	Ref.	⌀	h
3	D23	6.6	18.0
4	D23A	6.6	18.0
18	CLD23A-1	6.6	11.2

Otras zonas de viento, alturas superiores, arriostramientos o trepado interno consultar / Other wind zones , additional hook heights, tie frames or internal climbing on request / Autres zones de vent, des hauteurs supplémentaires, entretoisements où grues avec cage de télescopage intérieure, sur demande / Andere Windzonen, weitere Hakenhöhen, Abspannungen zum Gebäude oder Klettern im Gebäude auf Anfrage / Per zone con velocità del vento particolari, altezze superiori, ancoraggi o rampante in cavedio, consultare il fabbricante / При других ветренных зонах, при бóльшой высоте, привязках к зданию или наращивании крана внутри здания проконсультируйтесь с нами

ALTURAS ESPECIALES
Special heights / Spéciaux hauteurs / Extra Höhen / Conformazioni raccordate per altezze speciali / Для специальной высоты

⌀ 13.1 ft

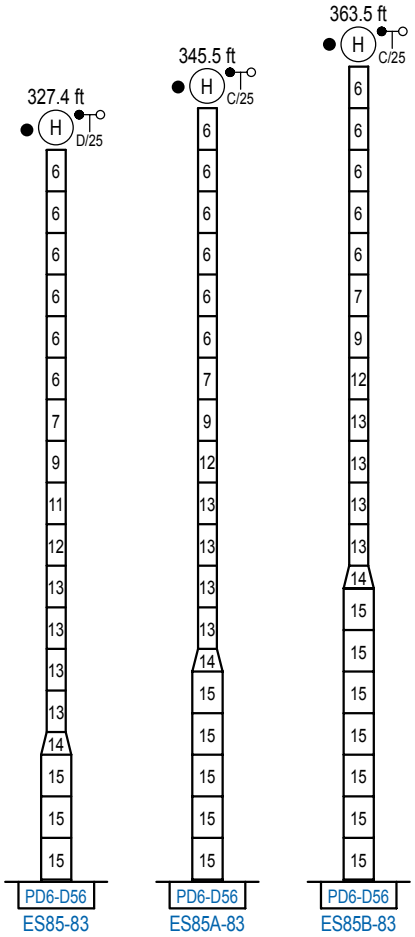

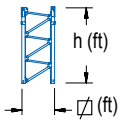

nº	Ref.	⌀	h
6	S35	8.2	18.0
7	TD33A	8.2	18.0
8	D33	8.2	18.0
9	TD34	8.2	18.0
10	D34	8.2	18.0
11	D35	8.2	18.0
12	TD36B	8.2	18.0
13	D36	8.2	18.0
14	TD56D36	13.1	9.8
15	D56	13.1	18.0

Otras zonas de viento o alturas superiores consultar / Other wind zones or additional hook heights on request / Autres zones de vent ou des hauteurs supplémentaires sur demande / Andere Windzonen oder weitere Hakenhöhen auf Anfrage / Per zone con velocità del vento particolari o altezze superiori consultare il fabbricante / При других ветренных зонах о при бóльшой высоте проконсультируйтесь с нами

LINDEN COMANSA
Construcciones Metálicas COMANSA S. A.
Tel.: (+34) 948 335 020 / Fax: (+34) 948 330 810 / E-mail: info@comansa.com
Polígono Urbizkain, Ctra. Aoiz nº1 31620, Huarte (Navarra), SPAIN

Reserva de modificaciones. Subject to modifications. Modifications reservées. Konstruktionsänderungen vorbehalten.
Il Fabbricante si riserva la facoltà di apportare modifiche. Возможны изменения.